


# MULTIPLE PATIO PACK LAYING PATTERNS

## MIXED PATIO PACK LAYING PATTERNS

This diagram demonstrates how easy it is to achieve a random laying pattern when mixing a large (10.2m<sup>2</sup>) and small (5.5m<sup>2</sup>) patio pack from the same paving range. This laying pattern is suitable for the following patio packs: Purestone Sandstone in Desert Sand, Glendale and Greyfell; Purestone Honeymede; Bamburgh Mill; Yorkvale and Rivenstone.



Large patio pack (10.2m<sup>2</sup>)


Small patio pack (5.5m<sup>2</sup>)



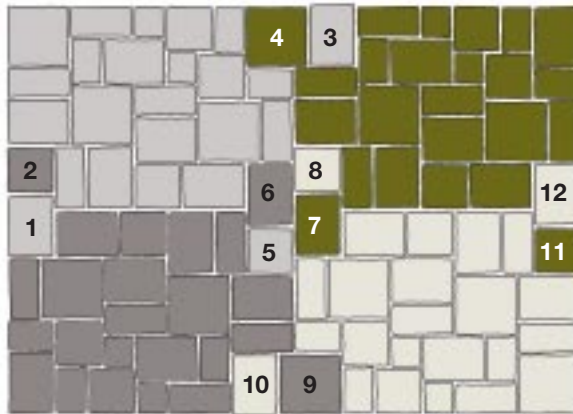
Large patio pack (10.2m<sup>2</sup>) and small patio pack (5.5m<sup>2</sup>) with random laying pattern

## MULTIPLE PATIO PACK LAYING PATTERNS

This diagram demonstrates how easy it is to achieve a random laying pattern when using multiples of the small patio pack (5.5m<sup>2</sup>) from the same range. This laying pattern is suitable for the following small patio packs: Purestone Sandstone in Desert Sand, Glendale and Greyfell; Purestone Honeymede; Purestone Slate; Bamburgh Mill; Yorkvale and Rivenstone.



4 x small (5.5m<sup>2</sup>) patio packs



4 x small (5.5m<sup>2</sup>) patio packs with random laying pattern

**Photography**

- Left to right
- Purestone
- Waddington
- Fell paving
- Yorkvale paving in EcoPave
- Bamburgh Mill paving in Mellow York

